

Experiment with scrap collage



Explore the art of stop animation



Learn about storytelling



Discover more about the river Eden



**Eden**  
Rivers Trust



# Act For Eden

## A Scrap-Motion Movie!




'Act for Eden' and star in your very own scrap-motion movie all about the River Eden and the role we can play in caring for it.



Created by  
[www.ragtagarts.co.uk](http://www.ragtagarts.co.uk)





# Introductions

## **Meet the Experts!**

**They will help guide you through  
all the different activities with  
their expert knowledge.**

# Introductions

## Meet the Experts!

They will help guide you through all the different activities with their expert knowledge.



"Hello, I'm Jayne. I'm a Theatre Director. I will be helping you write a story arch for your movie and I've got some top tips to develop your story using character and plot and action!"

# Introductions


## Meet the Experts!

They will help guide you through all the different activities with their expert knowledge.



"Hello, I'm Jayne. I'm a Theatre Director. I will be helping you write a story arch for your movie and I've got some top tips to develop your story using character and plot and action!"

"Hi! I'm Josh. I'm an Artist. Together we'll be exploring some great ways to get creative with scrap materials. I'll also be showing you how to animate using stop motion."



# Introductions



## Meet the Experts!

They will help guide you through all the different activities with their expert knowledge.



"Hello, I'm Jayne. I'm a Theatre Director. I will be helping you write a story arch for your movie and I've got some top tips to develop your story using character and plot and action!"

"Hi! I'm Josh. I'm an Artist. Together we'll be exploring some great ways to get creative with scrap materials. I'll also be showing you how to animate using stop motion."



"Hey! I'm Jenni, I work for Eden Rivers Trust. I'll be taking a closer look at the Eden and sharing some interesting facts about the river, its wildlife and some of the threats and issues it faces. I'll also be telling you about some amazing but easy things you can do to help care for it."

# Why 'Act for Eden'?

The Eden catchment is a unique network of rivers, becks, lakes and their floodplains that are essential for life to thrive. All of us in the Eden catchment and everybody who lives or works here has an impact on the river and we can all play our role in caring for it. River pollution and mismanagement can damage the river and its wildlife for decades.

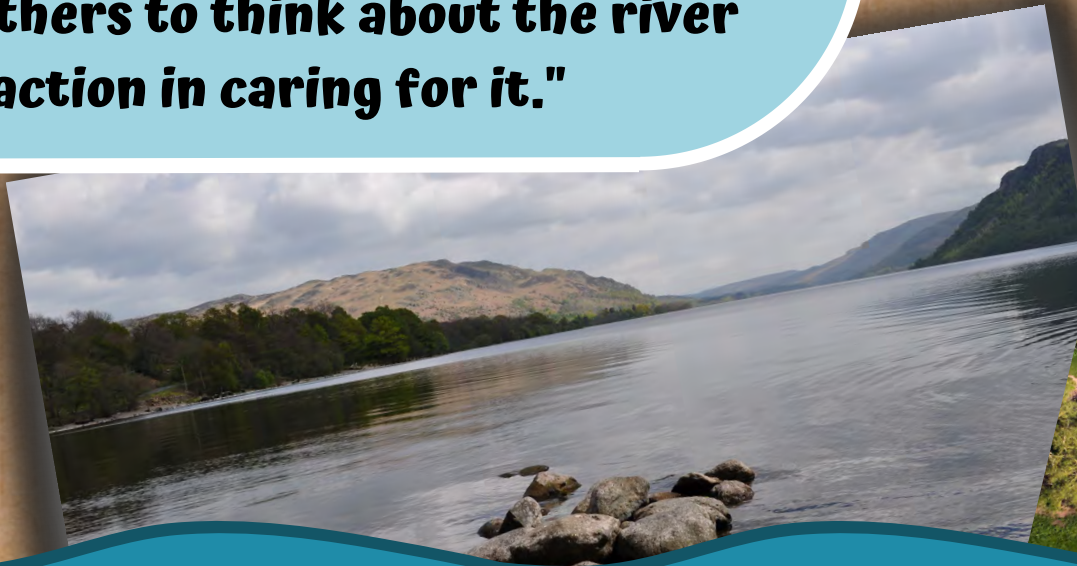


# Why 'Act for Eden'?



The Eden catchment is a unique network of rivers, becks, lakes and their floodplains that are essential for life to thrive. All of us in the Eden catchment and everybody who lives or works here has an impact on the river and we can all play our role in caring for it. River pollution and mismanagement can damage the river and its wildlife for decades.

**"We need you to 'Act For Eden' and become a 'River Champion' by creating and presenting your own scrap-motion movie. We want you to help us inspire others to think about the river and take action in caring for it."**





# Why 'Act for Eden'?



The Eden catchment is a unique network of rivers, becks, lakes and their floodplains that are essential for life to thrive. All of us in the Eden catchment and everybody who lives or works here has an impact on the river and we can all play our role in caring for it. River pollution and mismanagement can damage the river and its wildlife for decades.

**"We need you to 'Act For Eden' and become a 'River Champion' by creating and presenting your own scrap-motion movie. We want you to help us inspire others to think about the river and take action in caring for it."**

**You can find out more about Eden Rivers Trust and Act for Eden here...**

[www.edenriverstrust.org.uk](http://www.edenriverstrust.org.uk)

[www.actforeden.org.uk](http://www.actforeden.org.uk)



# Let's Get Started

**In this project we will go through 5 different activities with 5 accompanying videos.**

In each activity we will discover more about the River Eden whilst learning about and exploring stop motion animation, story telling and scrap collage.

Each activity will take us one step closer to creating our own amazing stop-motion animation movie!




To complete each activity you will need to watch the video and download the easy print activity sheets.

# Let's Get Started


**In this project we will go through 5 different activities with 5 accompanying videos.**

In each activity we will discover more about the River Eden whilst learning about and exploring stop motion animation, story telling and scrap collage.

Each activity will take us one step closer to creating our own amazing stop-motion animation movie!



To complete each activity you will need to watch the video and download the easy print activity sheets.



## You Will Need

### Basic Craft Supplies:

Coloured pencils and pens, scissors, tape, glue stick, cardboard, recycled paper and fabric, scrap materials (bottle tops etc).

### Animation Tools:


Smart phone or tablet, phone stand.  
(or a way of keeping your phone steady)

# Let's Get Started


**In this project we will go through 5 different activities with 5 accompanying videos.**

In each activity we will discover more about the River Eden whilst learning about and exploring stop motion animation, story telling and scrap collage.

Each activity will take us one step closer to creating our own amazing stop-motion animation movie!



To complete each activity you will need to watch the video and download the easy print activity sheets.



## You Will Need

### Basic Craft Supplies:

Coloured pencils and pens, scissors, tape, glue stick, cardboard, recycled paper and fabric, scrap materials (bottle tops etc).

### Animation Tools:

Smart phone or tablet, phone stand.  
(or a way of keeping your phone steady)

**To help us shoot our movies We'll be using an app called Stop Motion Studio. It's simple to use and you can download it for free on your smart phone or tablet.**



[www.stopmotionstudio.com](http://www.stopmotionstudio.com)


# 1: Get Animated

**In this activity, we are going to create a 'mini-me':** an animated version of ourselves using scrap materials and stop motion animation. That way we can become a **'River Champion'** in our 'Act for Eden' movie.



# 1: Get Animated

**In this activity, we are going to create a 'mini-me':** an animated version of ourselves using scrap materials and stop motion animation. That way we can become a **'River Champion'** in our 'Act for Eden' movie.




**We are going to do some crafting to make our 'Mini Me' River Champions using basic craft supplies and scrap materials.**

# 1: Get Animated

**In this activity, we are going to create a 'mini-me':** an animated version of ourselves using scrap materials and stop motion animation. That way we can become a **'River Champion'** in our 'Act for Eden' movie.

**We will make them in layers so that we can move all the features in order to animate.**

**We are going to do some crafting to make our 'Mini Me' River Champions using basic craft supplies and scrap materials.**




# 1: Get Animated

**In this activity, we are going to create a 'mini-me':** an animated version of ourselves using scrap materials and stop motion animation. That way we can become a **'River Champion'** in our 'Act for Eden' movie.

**We will make them in layers so that we can move all the features in order to animate.**

**We will discover the basic principles of stop motion animation and explore them using the App.**

**We are going to do some crafting to make our 'Mini Me' River Champions using basic craft supplies and scrap materials.**







# 1: Get Animated

In this activity, we are going to create a **'mini-me'**: an animated version of ourselves using scrap materials and stop motion animation. That way we can become a **'River Champion'** in our 'Act for Eden' movie.

We will make them in layers so that we can move all the features in order to animate.

We will discover the basic principles of stop motion animation and explore using the App.

We'll also take a quick look at giving our 'Mini Me' River Champions a voice.



We are going to do some crafting to make our 'Mini Me' River Champions using basic craft supplies and scrap materials.

# 1: Get Animated


In this activity, we are going to create a **'mini-me'**: an animated version of ourselves using scrap materials and stop motion animation. That way we can become a **'River Champion'** in our 'Act for Eden' movie.

We will make them in layers so that we can move all the features in order to animate.



We are going to do some crafting to make our 'Mini Me' River Champions using basic craft supplies and scrap materials.

We will discover the basic principles of stop motion animation and explore using the App.



We'll also take a quick look at giving our 'Mini Me' River Champions a voice.

Watch 

Download 



## 2: Setting the Scene


**In this activity, we are going to create the setting for our 'Act for Eden' Movie.**

We are going to make our setting using collage. A collage is a piece of art made by sticking various different materials such as photographs and pieces of paper or fabric on to a backing.

In the early 1900s, artists like Pablo Picasso and George Braque created work using collage.



# 2: Setting the Scene



We will need to go on a scrap treasure hunt for this activity to find lots of watery and natural coloured materials.


**In this activity, we are going to create the setting for our 'Act for Eden' Movie.**

We are going to make our setting using collage. A collage is a piece of art made by sticking various different materials such as photographs and pieces of paper or fabric on to a backing.

In the early 1900s, artists like Pablo Picasso and George Braque created work using collage.



## 2: Setting the Scene



**We will need to go on a scrap treasure hunt for this activity to find lots of watery and natural coloured materials.**

**Just like before, we are going to make our settings in layers so they can all be moved independently.**


**In this activity, we are going to create the setting for our 'Act for Eden' Movie.**

We are going to make our setting using collage. A collage is a piece of art made by sticking various different materials such as photographs and pieces of paper or fabric on to a backing.

In the early 1900s, artists like Pablo Picasso and George Braque created work using collage.



# 2: Setting the Scene



**We will need to go on a scrap treasure hunt for this activity to find lots of watery and natural coloured materials.**

**Just like before we are going to make our settings in layers so they can all be moved independently.**

**In this activity, we are going to create the setting for our 'Act for Eden' Movie.**


We are going to make our setting using collage. A collage is a piece of art made by sticking various different materials such as photographs and pieces of paper or fabric on to a backing.

In the early 1900s, artists like Pablo Picasso and George Braque created work using collage.

**We'll also look at lots of different river habitats that you could use to inspire your movie setting.**



# 2: Setting the Scene



**We will need to go on a scrap treasure hunt for this activity to find lots of watery and natural coloured materials.**

**Just like before we are going to make our settings in layers so they can all be moved independently.**

**We'll also look at lots of different river habitats that you could use to inspire your movie setting.**

**In this activity, we are going to create the setting for our 'Act for Eden' Movie.**

We are going to make our setting using collage. A collage is a piece of art made by sticking various different materials such as photographs and pieces of paper or fabric on to a backing.

In the early 1900s, artists like Pablo Picasso and George Braque created work using collage.

**Watch** 



# 3: Heroes and Villains

**In this activity, we're going to cast the hero and the villains in our movies.**

You'll need to choose a hero from the myriad of wonderful creatures that live in, on and around the river Eden and a villain from a long list of things that are in the river but shouldn't be there.






# 3: Heroes and Villains

**In this activity, we're going to cast the hero and the villains in our movies.**

You'll need to choose a hero from the myriad of wonderful creatures that live in, on and around the river Eden and a villain from a long list of things that are in the river but shouldn't be there.





**Casting directors find the actors to bring the characters in a film or TV drama to life. We're going to take a look at our Heroic Headshots and Villainous Line-up and decide who we want to cast in our movies. Remember though we are going to make them!**

# 3: Heroes and Villains

**In this activity, we're going to cast the hero and the villains in our movies.**

You'll need to choose a hero from the myriad of wonderful creatures that live in, on and around the river Eden and a villain from a long list of things that are in the river but shouldn't be there.



**Casting directors find the actors to bring the characters in a film or TV drama to life. We're going to take a look at our Heroic Headshots and Villainous Line-up and decide who we want to cast in our movies. Remember though we are going to make them!**

**We are going to try out some great collage techniques to make our River Heroes.**

# 3: Heroes and Villains



**In this activity, we're going to cast the hero and the villains in our movies.**

You'll need to choose a hero from the myriad of wonderful creatures that live in, on and around the river Eden and a villain from a long list of things that are in the river but shouldn't be there.



**Then we'll have all the elements we need to shoot our scrap-motion movies.**

**We are going to try out some great collage techniques to make our River Heroes.**





**Casting directors find the actors to bring the characters in a film or TV drama to life. We're going to take a look at our Heroic Headshots and Villainous Line-up and decide who we want to cast in our movies. Remember though we are going to make them!**

# 3: Heroes and Villains

**In this activity, we're going to cast the hero and the villains in our movies.**

You'll need to choose a hero from the myriad of wonderful creatures that live in, on and around the river Eden and a villain from a long list of things that are in the river but shouldn't be there.



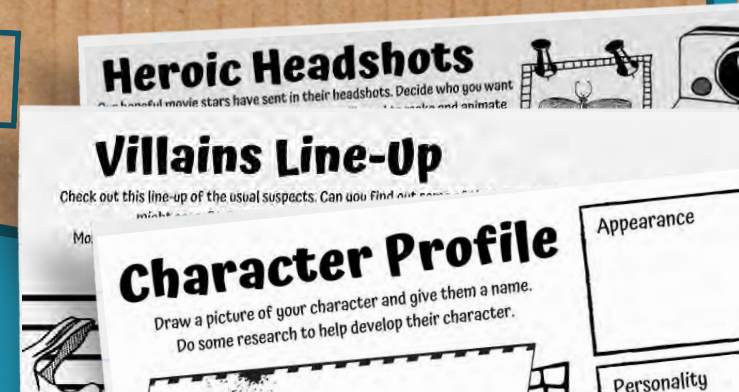
**Casting directors find the actors to bring the characters in a film or TV drama to life. We're going to take a look at our Heroic Headshots and Villainous Line-up and decide who we want to cast in our movies. Remember though we are going to make them!**

**We are going to try out some great collage techniques to make our River Heroes.**

**Then we'll have all the elements we need to shoot our scrap-motion movies.**

**Download**

**Watch**



# 4: Storyboards and planning


**In this activity, we're going to create a storyboard for our movies and plan an interview with our characters.**

Spending time storyboarding and planning will really help us when we come to filming our movies.

# 4: Storyboards and planning

**In this activity, we're going to create a storyboard for our movies and plan an interview with our characters.**

Spending time storyboarding and planning will really help us when we come to filming our movies.




**A movie storyboard looks a bit like a comic strip and is a good way to visualise your story before filming it. We will use our storyboarding sheet and a simple story structure to help us.**

# 4: Storyboards and planning

**In this activity, we're going to create a storyboard for our movies and plan an interview with our characters.**

Spending time storyboarding and planning will really help us when we come to filming our movies.




**A movie storyboard looks a bit like a comic strip and is a good way to visualise your story before filming it. We will use our storyboarding sheet and a simple story structure to help us.**

**Then we're going to plan an interview where your 'mini me' will talk to one of your characters.**

# 4: Storyboards and planning

**In this activity, we're going to create a storyboard for our movies and plan an interview with our characters.**

Spending time storyboarding and planning will really help us when we come to filming our movies.



**A movie storyboard looks a bit like a comic strip and is a good way to visualise your story before filming it. We will use our storyboarding sheet and a simple story structure to help us.**

**Then we're going to plan an interview where your 'mini me' will talk to one of your characters.**




**It's really important that our storyboards are based on actual issues that affect the river. So we'll need to do some research too.**



# 4: Storyboards and planning

**In this activity, we're going to create a storyboard for our movies and plan an interview with our characters.**

Spending time storyboarding and planning will really help us when we come to filming our movies.



**A movie storyboard looks a bit like a comic strip and is a good way to visualise your story before filming it. We will use our storyboarding sheet and a simple story structure to help us.**

**Then we're going to plan an interview where your 'mini me' will talk to one of your characters.**



**It's really important that our storyboards are based on actual issues that affect the river. So we'll need to do some research too.**

**Watch** 



**Download** 

**Interview Questions**

Before you start decide whether you want to interview a character. It's a good idea to plan some questions and answers. Remember your question words: Who, what, where, when, why, how. Fill in your questions and answers in the boxes, we will use them to plan our interview.

**Storyboard**

A movie storyboard looks a bit like a comic strip and is a good way to visualise your story before filming it. Write or draw in each box to plan your story.

Title card	Beginning/Setup	Rising action
------------	-----------------	---------------


# 5: Lights Camera Action!

**In this activity, we are going to get filming and shoot our movies.**

We are going to use the Stop Motion Studio app just like we did in activity one.



# 5: Lights Camera Action!




**Before we start we'll need all the things we have made so far and all of the completed planning and character sheets.**

**In this activity, we are going to get filming and shoot our movies.**

We are going to use the Stop Motion Studio app just like we did in activity one.



# 5: Lights Camera Action!



**Before we start we'll need all the things we have made so far and all of the completed planning and character sheets.**


**It's a great idea to rehearse your movie before you start filming too.**

**In this activity, we are going to get filming and shoot our movies.**

We are going to use the Stop Motion Studio app just like we did in activity one.




# 5: Lights Camera Action!



**Before we start we'll need all the things we have made so far and all of the completed planning and character sheets.**

**It's a great idea to rehearse your movie before you start filming too.**

**We'll use the same techniques we did in activity one to bring our movie to life with Stop Motion Animation.**




**In this activity, we are going to get filming and shoot our movies.**

We are going to use the Stop Motion Studio app just like we did in activity one.

SCENE | TAKE | ROLL

# 5: Lights Camera Action!



Before we start we'll need all the things we have made so far and all of the completed planning and character sheets.


It's a great idea to rehearse your movie before you start filming too.

**In this activity, we are going to get filming and shoot our movies.**

We are going to use the Stop Motion Studio app just like we did in activity one.


We'll use the same techniques we did in activity one to bring our movie to life with Stop Motion Animation.

Then we'll record the voices for our interview and our River Champion's introduction and ending.



SCENE | TAKE | ROLL

# 5: Lights Camera Action!



Before we start we'll need all the things we have made so far and all of the completed planning and character sheets.


It's a great idea to rehearse your movie before you start filming too.

In this activity, we are going to get filming and shoot our movies.

We are going to use the Stop Motion Studio app just like we did in activity one.

We'll use the same techniques we did in activity one to bring our movie to life with Stop Motion Animation.


Then we'll record the voices for our interview and our River Champion's introduction and ending.



Lastly, we'll think about what our River Champion wants to say at the end of our movie to inspire others to 'Act for Eden.'



# 5: Lights Camera Action!



Before we start we'll need all the things we have made so far and all of the completed planning and character sheets.


It's a great idea to rehearse your movie before you start filming too.

In this activity, we are going to get filming and shoot our movies.

We are going to use the Stop Motion Studio app just like we did in activity one.

We'll use the same techniques we did in activity one to bring our movie to life with Stop Motion Animation.

Then we'll record the voices for our interview and our River Champion's introduction and ending.



Lastly, we'll think about what our River Champion wants to say at the end of our movie to inspire others to 'Act for Eden.'



Download 

Watch 

**Shotlist**

A shotlist maps out what happens and is used in a particular short or scene of a movie.  
Break your movie up into different scenes and settings and include both action and dialogue.  
e.g. Scene 1 - blue background: ['Mini Me' on screen] Josh: Hi and welcome to Ac






# It's a Wrap

**Well done! You've completed your 'Act for Eden' scrap-motion movie.  
Now it's time to share it and inspire others to Act for Eden too.**

# It's a Wrap


**Well done! You've completed your 'Act for Eden' scrap-motion movie. Now it's time to share it and inspire others to Act for Eden too.**



**Thank you so much for being an amazing River Champion. Every action we take to care for the river really makes a difference.**

# It's a Wrap

**Well done! You've completed your 'Act for Eden' scrap-motion movie. Now it's time to share it and inspire others to Act for Eden too.**



**Thank you so much for being an amazing River Champion. Every action we take to care for the river really makes a difference.**

**We'd love you to help us inspire others to join the campaign by sharing your movie. Use the hashtag **#ActforEden****

# It's a Wrap



**Well done! You've completed your 'Act for Eden' scrap-motion movie. Now it's time to share it and inspire others to Act for Eden too.**

**Thank you so much for being an amazing River Champion. Every action we take to care for the river really makes a difference.**

**We'd love you to help us inspire others to join the campaign by sharing your movie. Use the hashtag**

**#ActforEden**

**Remember, you can find out more about Eden Rivers Trust and Act for Eden here...**

**[www.edenriverstrust.org.uk](http://www.edenriverstrust.org.uk)**


**[www.actforeden.org.uk](http://www.actforeden.org.uk)**

# It's a Wrap


**Well done! You've completed your 'Act for Eden' scrap-motion movie. Now it's time to share it and inspire others to Act for Eden too.**



**Thank you so much for being an amazing River Champion. Every action we take to care for the river really makes a difference.**



**We can't wait to see your finished movies! Well done for all your hard work.**



**Remember, you can find out more about Eden Rivers Trust and Act for Eden here...**

**We'd love you to help us inspire others to join the campaign by sharing your movie. Use the hashtag**

**#ActforEden**

**[www.edenriverstrust.org.uk](http://www.edenriverstrust.org.uk)**

**[www.actforeden.org.uk](http://www.actforeden.org.uk)**